

Step 6: Borrow a Book

The Identicals



Hilderbrand, Elin
Little, Brown and Company
Jun 13, 2017
EPUB3 (1.22 MB) 432 pages
9780316465229

Click on the green "Borrow" button.




BORROW

The book will be checked out for 14 days and will automatically expire. You do not need to return it unless you are finished early and are unable to check out another book because you've hit your loan limit of 3 books maximum.

TIP: The book will automatically open after you borrow it, but if you need to exit, tap on the screen and then the "x" in the top left corner.

Step 7: Place a Hold

Tell Me, Pretty Maiden



Bowen, Rhys
St. Martin's Press
Mar 4, 2008
EPUB (413.16 KB) 304 pages
9781429926294

Click on the blue "Hold" button.



HOLD

Available in 6 days

Enable email notification by tapping "Yes, notify me." Then, enter your email address and again tap on "Yes, notify me."

Step 8: Access Your Books

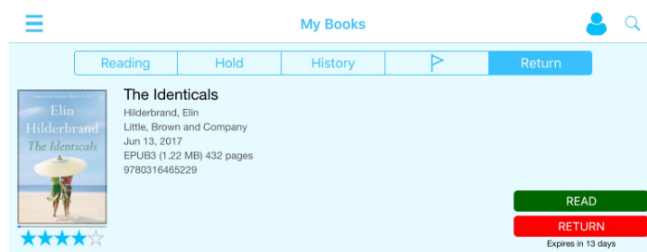


Featured
Browse
My Books
Settings

To access your books, tap on the 3 blue lines. Then, tap on "My Books." Here you can access what you are reading, what is on hold, your history, flagged items, and return books.


Step 9: Return Your Books

To return a book, tap on "Return" and then on the red "Return" button that appears under the green "Read" button.



Return Book

Are you sure you want to return The Identicals to the library?



Please rate



Cancel

Yes

Click on the green "Yes" button.

Cloud Library™ App
Browse. Borrow. Read. Listen.



Download on the
App Store

GET IT ON
Google Play

Available for
Mac

Download on the
Windows Store

Available on
kindle fire

available in the
chrome web store

nook™
by Barnes & Noble

Learn how to
download
e-books & audiobooks

with  cloudLibrary™
by bibliotheca

TOWNSHIP LIBRARY OF
LOWER SOUTHAMPTON

1983 Bridgetown Pike
Feasterville, PA
215-355-1183

<http://lowersouthamptonlibrary.org>

Step 1: Download the App



Search your app store for cloudLibrary. Download the app. Tap on the app to open it.

Step 2: Find Your Library

Select Your Language

català (Catalan)
Cymraeg (Welsh)
Deutsch (German)
English (English)
español (Spanish)
français (Canada) (French)
français (French)



United States of America

Tap on Your Country

Tap on Your State

Pennsylvania

Tap on Your Library

Bucks County Free Library

Tap "accept" to agree to the following:

End User License Agreement
Terms of Use
Privacy Policy

Step 3: Sign In

Library Card Information

Library Card ID

PIN/Password

Login Now

Step 4: Search for a Book



Tap on the blue magnifying glass to begin searching. Type in the name of a book, an author, or a keyword.

Search Tips

1. Tap on Advanced Search.
2. To search for eBooks only, tap on "All" next to "Format." Then, tap on "eBooks." You can also search by "Audiobooks" only.
3. To search for books that are available now, tap on "All Library Titles" next to "Availability." Next, tap on "Available Now." Then you won't have to sort through titles that require you to "place a hold" to get on a waitlist.

4. You can also search by date published, category, or subject. Just tap on "All" and tap on your selection to change it.

Step 5: Browse Categories



Featured

Browse

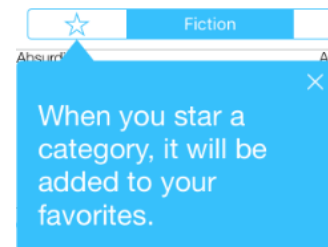
My Books

Settings

To browse categories, tap on the 3 blue lines. Then, tap on "Browse."



Favorites




Fiction

Nonfiction

Teens

Kids

Tap on Fiction, Nonfiction, Teens, or Kids to browse different subjects.

Tap on the blue arrows  to sort each subject by title, author, publication date, recent additions, or rating.

Tap on the blue lines  to view a list of results where you can borrow a book or place a hold.